







SCHEDULE OF ACCOMMODATION - KEY

GIA first 201 sq m

	Office	34.6	sq m
	Welfare area, wc, etc	127.3	sq m
	Terrace	10.2	sq m
	Circulation	22.7	sq m
	Internal partitions	6.2	sq m



& POOLE PATTLE chartered architects
 TEL: 01473 230580 FAX 01473 231549 E-MAIL: mail@pooleandpattle.co.uk
 5 OBSERVATION COURT 84 PRINCES STREET IPSWICH SUFFOLK IP1 1RY



Project LIDL, VICTORIA ROAD, SOUTH RUISLIP	Date JAN 2015	Scale 1:200 @ A3
Drawing FIRST FLOOR PLAN AS PROPOSED	3096	405 A

This drawing must not be reproduced in whole or part without written consent